

# GWBLM007

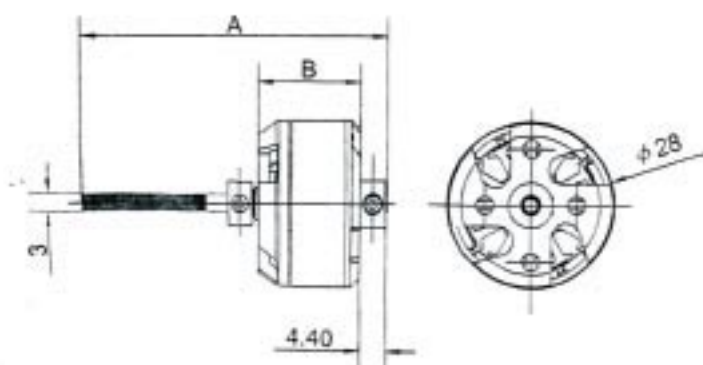
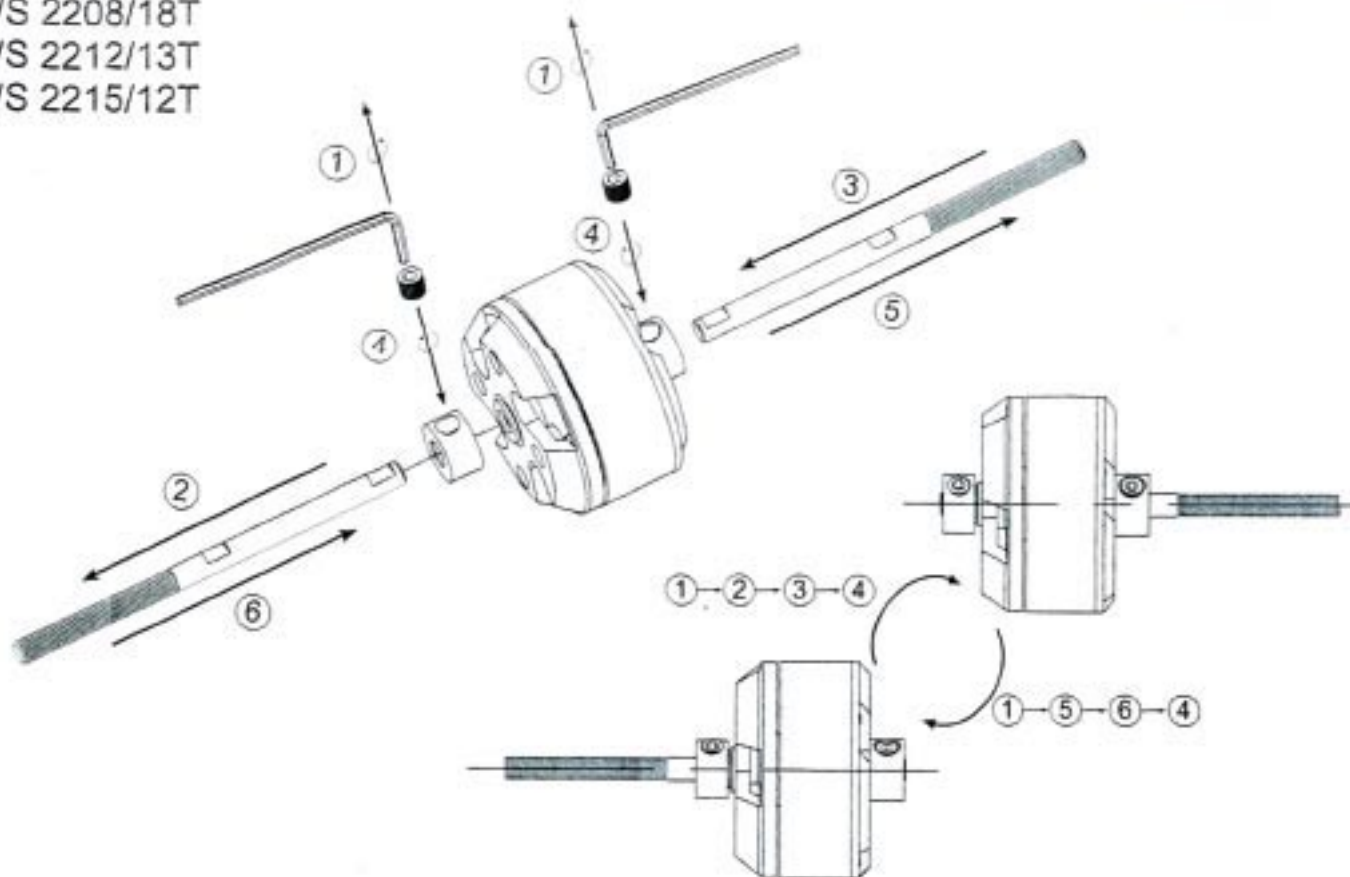
Test Information	
ITEM	GWBLM007 3014/10T CNC
Weight	115g
KV	983KV
Volts (V)	7.4V-14.8V

The following test datas were all noted when applying Max. RPM for continual 5 minutes respectively.  
Power Supply was used as power source on all cases.

PROPELLER	Volts (V)	Amps (A)	GWESC35A		Power (W)	Efficiency	
			Thrust			g/w	oz/kw
			g	oz			
APC 11*5.5E	7.4	9.6	442	15.59	71.04	6.22	219.44
APC 11*5.5E	11.1	18.7	1009	35.59	207.57	4.86	171.45
APC 11*5.5E	14.8	26.9	1356	47.83	398.12	3.41	120.13
GWS HD-1260	7.4	13.6	680	23.98	100.64	6.76	238.31
GWS HD-1260	11.1	22.8	1360	47.97	253.08	5.37	189.53
GWS HD-1260	14.8	31.1	1680	59.25	460.28	3.65	128.73

# How to install this GWS B/L motor shaft.

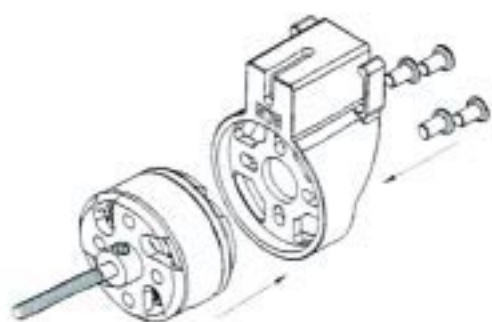
GWS 2205/15T  
GWS 2208/18T  
GWS 2212/13T  
GWS 2215/12T



尺寸 Dimensions 型號 Model	A(mm)	B(mm)
GWS 2205/15T	51.6	17.5
GWS 2208/18T	54.6	20.6
GWS 2212/13T	58.6	24.5
GWS 2215/12T	61.8	27.4

## 建議搭配馬達座 (選配Option)

桿式無刷馬達固定座  
Brush less Motor Mount  
GWEMM28T (PHCAB-1102-----)



桿式無刷馬達固定座 (鋁質)  
Aluminum Motor Mount  
GWEMM28A (PHCAB-1103-----)

